

Certificate ID: **40367**

Received: **9/26/18**

Scan QR Code for authenticity



Provida Health

757 SE 17th street Suite 289

Fort Lauderdale, FL 33316


Attn: Mike Wong

Client Sample ID: **Provida Daily Caps 750mg/30 caps**

Lot Number: **SG-12418-B1**

Matrix: **Capsules/Tablets - Capsule**

Authorization: Chris Hudalla, Chief Science Officer	Signature: 	Date: 10/10/2018
--	--	---------------------



The data contained within this report was collected in accordance with the requirements of ISO/IEC17025:2005. I attest that the information contained within the report has been reviewed for accuracy and checked against the quality control requirements for each method. These results relate only to the test article listed in this report. Reports may not be reproduced except in their entirety.





CN: Cannabinoid Profile & Potency [WI-10-17]

Analyst: *JSG*

Test Date: *10/10/2018*

The client sample was analyzed for plant-based cannabinoids by Liquid Chromatography (LC). The collected data was compared to data collected for certified reference standards at known concentrations.

40367-CN

ID	Weight %	Conc.			
D9-THC	0.16 wt %	0.75 mg/capsule			
THCV	ND	ND			
CBD	5.13 wt %	24.44 mg/capsule			
CBDV	ND	ND			
CBG	0.12 wt %	0.59 mg/capsule			
CBC	0.11 wt %	0.54 mg/capsule			
CBN	ND	ND			
THCA	ND	ND			
CBDA	ND	ND			
CBGA	ND	ND			
Total	5.52 wt%	26.31 mg/capsule	0%	Cannabinoids (wt%)	5.1%
Max THC	0.16 wt%	0.75 mg/capsule			
Max CBD	5.13 wt%	24.44 mg/capsule			

Ratio of Total CBD to THC 32.7:1

Max THC (and Max CBD) are calculated values for total cannabinoids after heating, assuming complete decarboxylation of the acid to the neutral form. It is calculated based on the weight loss of the acid group during decarboxylation: Max THC = (0.877 x THCA) + THC. ND = None detected above the limits of detection (LLD)

EA: Elemental Analysis [WI-10-13]

Analyst: JFD

Test Date: 10/9/2018

This test method was performed in accordance with the requirements of ISO/IEC 17025. These results relate only to the test article listed in this report. Reports may not be reproduced except in their entirety.

40367-EA

Symbol	Metal	Conc. ¹	MDL	Limits ²	Status
Al	Aluminum	110 ug/kg	5 ug/kg	-	
As	Arsenic	ND	4 ug/kg	150 ug/kg	PASS
Cd	Cadmium	ND	1 ug/kg	150 ug/kg	PASS
Ca	Calcium	ND	500 ug/kg	-	
Cr	Chromium	ND	5 ug/kg	2500 ug/kg	PASS
Co	Cobalt	ND	10 ug/kg	-	
Cu	Copper	ND	500 ug/kg	10000 ug/kg	PASS
Fe	Iron	393 ug/kg	5 ug/kg	-	
Pb	Lead	ND	2 ug/kg	500 ug/kg	PASS
Mg	Magnesium	3,333 ug/kg	500 ug/kg	-	
Mn	Manganese	ND	500 ug/kg	-	
Hg	Mercury	ND	2 ug/kg	150 ug/kg	PASS
Mo	Molybdenum	ND	5000 ug/kg	1000 ug/kg	PASS
Ni	Nickel	ND	500 ug/kg	150 ug/kg	PASS
P	Phosphorus	ND	500 ug/kg	-	
K	Potassium	2,585 ug/kg	5 ug/kg	-	
Se	Selenium	ND	10 ug/kg	-	
Ag	Silver	ND	10 ug/kg	-	
S	Sulfur	31,146 ug/kg	5 ug/kg	-	
Sn	Tin	ND	5000 ug/kg	-	
Zn	Zinc	351 ug/kg	5 ug/kg	-	

- 1) ND = None detected to the Method Detection Limit (MDL)
- 2) USP recommended maximum daily limits for inhalational drug product.

MB1: Microbiological Contaminants [WI-10-09]

Analyst: Amanda

Test Date: 9/28/2018

This test method was performed in accordance with the requirements of ISO/IEC 17025. These results relate only to the test article listed in this report. Reports may not be reproduced except in their entirety.

40367-MB1

Symbol	Analysis	Results	Units	Limits*	Status
AC	Total Aerobic Bacterial Count	<100	CFU/g	100,000 CFU/g	PASS
CC	Total Coliform Bacterial Count	<100	CFU/g	1,000 CFU/g	PASS
EB	Total Bile Tolerant Gram Negative Count	<100	CFU/g	1,000 CFU/g	PASS
YM	Total Yeast & Mold	<100	CFU/g	10,000 CFU/g	PASS

Note: All recorded Microbiological tests are within the established limits.

MB2: Pathogenic Bacterial Contaminants [WI-10-10]

Analyst: LabAdmin

Test Date: 9/29/2018

This test method was performed in accordance with the requirements of ISO/IEC 17025. These results relate only to the test article listed in this report. Reports may not be reproduced except in their entirety.

40367-MB2

Test ID	Analysis	Results	Units	Limits*	Status
40367-ECPT	E. coli (O157)	Negative	NA	Non Detected	PASS
40367-SPT	Salmonella	Negative	NA	Non Detected	PASS

Note: All recorded pathogenic bacteria tests passed.

MY: Mycotoxin Testing [WI-10-05]

Analyst: CJB

Test Date: 10/5/2018

This test method was performed in accordance with the requirements of ISO/IEC 17025. These results relate only to the test article listed in this report. Reports may not be reproduced except in their entirety.

40367-MY

Test ID	Date	Results	MDL	Limits	Status*
Total Aflatoxin	10/5/2018	< MDL	3 ppb	< 20 ppb	PASS
Total Ochratoxin	10/5/2018	< MDL	2 ppb	< 20 ppb	PASS

PST: Pesticide Analysis [WI-10-11]

Analyst: CJH

Test Date: 10/10/2018

The client sample was analyzed for pesticides using Liquid Chromatography with Mass Spectrometric detection (LC/MS/MS). The method used for sample prep was based on the European method for pesticide analysis (EN 15662).

40367-PST

Analyte	CAS	Result	Units	LLD	Limits (ppb)	Status
Abamectin	71751-41-2	ND	ppb	0.20	300	PASS
Abamectin B1b	65195-56-4	ND	ppb	0.20	300	*
Azoxystrobin	131860-33-8	ND	ppb	0.10	40000	PASS
Bifenazate	149877-41-8	ND	ppb	0.10	5000	PASS
Bifenthrin	82657-04-3	ND	ppb	0.20	500	PASS
Cyfluthrin	68359-37-5	ND	ppb	0.50	1000	PASS
Daminozide	1596-84-5	ND	ppb	10.00	10	PASS
Etoxazole	153233-91-1	ND	ppb	0.10	1500	PASS
Fenoxycarb	72490-01-8	ND	ppb	0.10	10	PASS
Imazalil	35554-44-0	ND	ppb	0.10	10	PASS
Imidacloprid	138261-41-3	ND	ppb	0.10	3000	PASS
Myclobutanil	88671-89-0	ND	ppb	0.10	9000	PASS
Pacllobutrazol	76738-62-0	ND	ppb	0.10	10	PASS
Piperonyl butoxide	51-03-6	ND	ppb	0.10	8000	PASS
Pyrethrin	8003-34-7	ND	ppb	0.1	1000	PASS
Spinosad	168316-95-8	ND	ppb	0.1	3000	PASS
Spiromesifen	283594-90-1	ND	ppb	0.10	12000	*

Spirotetramat	203313-25-1	ND	ppb	0.10	13000	PASS
Trifloxystrobin	141517-21-7	ND	ppb	0.10	30000	PASS

* Testing limits for ingestion established by the State of California: CCR, Title 16, Division 42, Chapter 5, Section 5313. ND indicates "none detected" above the lower limit of detection (LLD). Analytes marked with (*) indicate analytes for which no recovery was observed for a pre-spiked matrix sample.

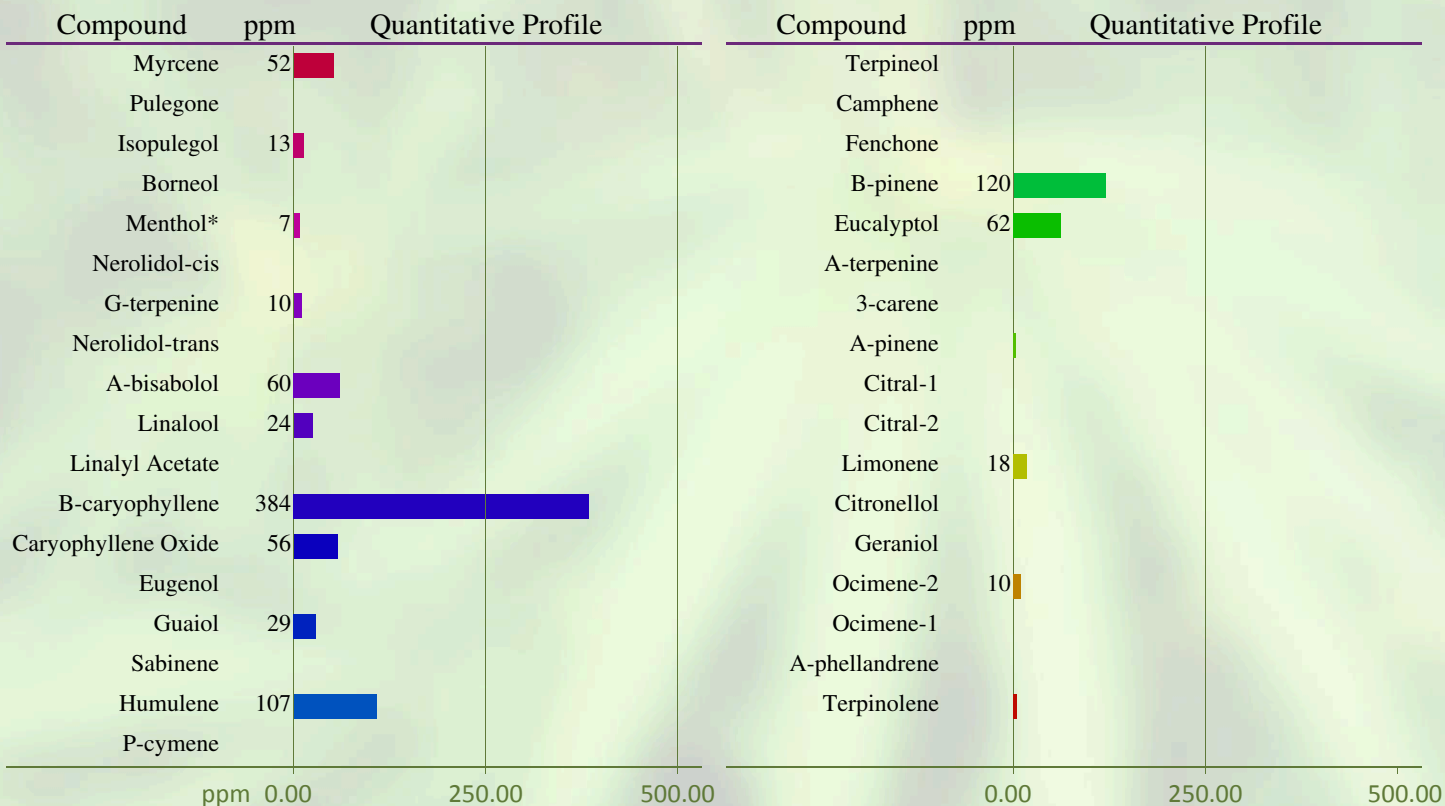
TP: Terpenes Profile [WI-10-08]

Analyst: CJH

Test Date: 10/9/2018

The client sample was analyzed by Head-Space Gas Chromatography (HS-GC). The collected data was compared to data collected for certified reference standards at known concentrations.

40367-TP



Total Terpene: 0.1 wt%

* Indicates qualitative calculation based on recorded peak areas.

The client sample was analyzed by Head-Space Gas Chromatography (HS-GC). The collected data was compared to data collected for certified reference standards at known concentrations.

40367-VC

Compound	CAS	Amount ¹	Limit ²	Status
Propane	74-98-6	6 ppm	N/A	-
Isobutane	75-28-5	ND	5,000 ppm	PASS
Butane	106-97-8	ND	5,000 ppm	PASS
Methanol	67-56-1	10 ppm	3,000 ppm	PASS
Ethanol	64-17-5	ND	5,000 ppm	PASS
2,2-Dimethylbutane	75-83-2	59 ppm	290 ppm	PASS
Acetone	67-64-1	61 ppm	5,000 ppm	PASS
Isopropanol	67-63-0	ND	5,000 ppm	PASS
Acetonitrile	75-05-8	ND	410 ppm	PASS
Hexane	110-54-3	8 ppm	290 ppm	PASS
Heptane	142-82-5	22 ppm	5,000 ppm	PASS
Toluene	108-88-3	5 ppm	890 ppm	PASS

1) ND = None detected above 5 ppm.

2) In ppm, based on USP recommended limits for residual solvents, adopted by the Massachusetts Department of Public Health on 3/31/16. Butane/Propane limits are based on limits established for state of Colorado.

END OF REPORT