

Certificate ID: **42254**

Received: **10/26/18**

Scan QR Code for authenticity

Provida Health

Client Sample ID: **Provida Daily Drops 600mg/30ml**




757 SE 17th street Suite 289

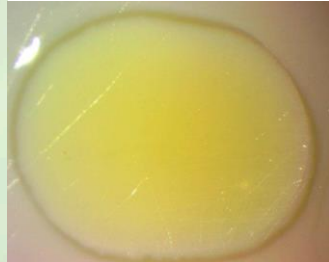
Lot Number: **T-28318-B1**

Fort Lauderdale, FL 33316

Matrix: **Tincture - MCT Oil**

Attn: Mike Wong

| | | |
|--|--|---------------------|
| Authorization: Chris Hudalla, Chief Science Officer | Signature:  | Date: 11/24/2018 |
|--|--|---------------------|



The data contained within this report was collected in accordance with the requirements of ISO/IEC17025:2005. I attest that the information contained within the report has been reviewed for accuracy and checked against the quality control requirements for each method. These results relate only to the test article listed in this report. Reports may not be reproduced except in their entirety.






CN: Cannabinoid Profile & Potency [WI-10-17]

Analyst: *JSG*

Test Date: *11/19/2018*

The client sample was analyzed for plant-based cannabinoids by Liquid Chromatography (LC). The collected data was compared to data collected for certified reference standards at known concentrations.

42254-CN

| ID | Weight % | Conc. | | |
|---------|-----------|-------------|---|-------------------------|
| D9-THC | 0.08 wt % | 0.74 mg/mL |  | |
| THCV | ND | ND | | |
| CBD | 1.94 wt % | 18.26 mg/mL |  | |
| CBDV | 0.01 wt % | 0.12 mg/mL | | |
| CBG | 0.04 wt % | 0.33 mg/mL |  | |
| CBC | 0.06 wt % | 0.60 mg/mL |  | |
| CBN | 0.00 wt % | 0.02 mg/mL | | |
| THCA | ND | ND | | |
| CBDA | 0.05 wt % | 0.48 mg/mL |  | |
| CBGA | ND | ND | | |
| Total | 2.19 wt% | 20.56 mg/mL | 0% | Cannabinoids (wt%) 1.9% |
| Max THC | 0.08 wt% | 0.74 mg/mL | | |
| Max CBD | 1.99 wt% | 18.68 mg/mL | | |

Ratio of Total CBD to THC 25.1:1

Max THC (and Max CBD) are calculated values for total cannabinoids after heating, assuming complete decarboxylation of the acid to the neutral form. It is calculated based on the weight loss of the acid group during decarboxylation: Max THC = (0.877 x THCA) + THC. ND = None detected above the limits of detection (LLD)

EA: Elemental Analysis [WI-10-13]

Analyst: JFD

Test Date: 11/12/2018

This test method was performed in accordance with the requirements of ISO/IEC 17025. These results relate only to the test article listed in this report. Reports may not be reproduced except in their entirety.

42254-EA

| Symbol | Metal | Conc. ¹ | MDL | Limits ² | Status |
|--------|------------|--------------------|------------|---------------------|--------|
| Al | Aluminum | ND | 5 ug/kg | - | |
| As | Arsenic | ND | 4 ug/kg | 150 ug/kg | PASS |
| Cd | Cadmium | ND | 1 ug/kg | 150 ug/kg | PASS |
| Ca | Calcium | 819 ug/kg | 500 ug/kg | - | |
| Cr | Chromium | ND | 5 ug/kg | 2500 ug/kg | PASS |
| Co | Cobalt | ND | 10 ug/kg | - | |
| Cu | Copper | ND | 500 ug/kg | 10000 ug/kg | PASS |
| Fe | Iron | ND | 5 ug/kg | - | |
| Pb | Lead | 23 ug/kg | 2 ug/kg | 500 ug/kg | PASS |
| Mg | Magnesium | 3,294 ug/kg | 500 ug/kg | - | |
| Mn | Manganese | ND | 500 ug/kg | - | |
| Hg | Mercury | ND | 2 ug/kg | 150 ug/kg | PASS |
| Mo | Molybdenum | ND | 5000 ug/kg | 1000 ug/kg | PASS |
| Ni | Nickel | ND | 500 ug/kg | 150 ug/kg | PASS |
| P | Phosphorus | ND | 500 ug/kg | - | |
| K | Potassium | ND | 5 ug/kg | - | |
| Se | Selenium | ND | 10 ug/kg | - | |
| Ag | Silver | ND | 10 ug/kg | - | |
| S | Sulfur | 791 ug/kg | 5 ug/kg | - | |
| Sn | Tin | ND | 5000 ug/kg | - | |
| Zn | Zinc | 10 ug/kg | 5 ug/kg | - | |

- 1) ND = None detected to the Method Detection Limit (MDL)
- 2) USP recommended maximum daily limits for inhalational drug product.

MB1: Microbiological Contaminants [WI-10-09]

Analyst: Amanda

Test Date: 10/29/2018

This test method was performed in accordance with the requirements of ISO/IEC 17025. These results relate only to the test article listed in this report. Reports may not be reproduced except in their entirety.

42254-MB1

| Symbol | Analysis | Results | Units | Limits* | Status |
|--------|---|---------|-------|---------------|--------|
| AC | Total Aerobic Bacterial Count | <100 | CFU/g | 100,000 CFU/g | PASS |
| CC | Total Coliform Bacterial Count | <100 | CFU/g | 1,000 CFU/g | PASS |
| EB | Total Bile Tolerant Gram Negative Count | <100 | CFU/g | 1,000 CFU/g | PASS |
| YM | Total Yeast & Mold | <100 | CFU/g | 10,000 CFU/g | PASS |

Note: All recorded Microbiological tests are within the established limits.

MB2: Pathogenic Bacterial Contaminants [WI-10-10]

Analyst: LabAdmin

Test Date: 10/30/2018

This test method was performed in accordance with the requirements of ISO/IEC 17025. These results relate only to the test article listed in this report. Reports may not be reproduced except in their entirety.

42254-MB2

| Test ID | Analysis | Results | Units | Limits* | Status |
|------------|----------------|----------|-------|--------------|--------|
| 42254-ECPT | E. coli (O157) | Negative | NA | Non Detected | PASS |
| 42254-SPT | Salmonella | Negative | NA | Non Detected | PASS |

Note: All recorded pathogenic bacteria tests passed.

MY: Mycotoxin Testing [WI-10-05]

Analyst: CJB

Test Date: 11/12/2018

This test method was performed in accordance with the requirements of ISO/IEC 17025. These results relate only to the test article listed in this report. Reports may not be reproduced except in their entirety.

42254-MY

| Test ID | Date | Results | MDL | Limits | Status* |
|------------------|------------|---------|-------|----------|---------|
| Total Aflatoxin | 11/12/2018 | < MDL | 3 ppb | < 20 ppb | PASS |
| Total Ochratoxin | 11/12/2018 | < MDL | 2 ppb | < 20 ppb | PASS |

PST: Pesticide Analysis [WI-10-11]

Analyst: CJH

Test Date: 11/9/2018

The client sample was analyzed for pesticides using Liquid Chromatography with Mass Spectrometric detection (LC/MS/MS). The method used for sample prep was based on the European method for pesticide analysis (EN 15662).

42254-PST

| Analyte | CAS | Result | Units | LLD | Limits (ppb) | Status |
|--------------------|-------------|--------|-------|-------|--------------|--------|
| Abamectin | 71751-41-2 | ND | ppb | 0.20 | 300 | PASS |
| Abamectin B1b | 65195-56-4 | ND | ppb | 0.20 | 300 | * |
| Azoxystrobin | 131860-33-8 | ND | ppb | 0.10 | 40000 | PASS |
| Bifenazate | 149877-41-8 | ND | ppb | 0.10 | 5000 | PASS |
| Bifenthrin | 82657-04-3 | ND | ppb | 0.20 | 500 | PASS |
| Cyfluthrin | 68359-37-5 | ND | ppb | 0.50 | 1000 | PASS |
| Daminozide | 1596-84-5 | ND | ppb | 10.00 | 10 | PASS |
| Etoxazole | 153233-91-1 | ND | ppb | 0.10 | 1500 | PASS |
| Fenoxycarb | 72490-01-8 | ND | ppb | 0.10 | 10 | PASS |
| Imazalil | 35554-44-0 | ND | ppb | 0.10 | 10 | PASS |
| Imidacloprid | 138261-41-3 | ND | ppb | 0.10 | 3000 | PASS |
| Myclobutanil | 88671-89-0 | ND | ppb | 0.10 | 9000 | PASS |
| Paclbutrazol | 76738-62-0 | ND | ppb | 0.10 | 10 | PASS |
| Piperonyl butoxide | 51-03-6 | ND | ppb | 0.10 | 8000 | PASS |
| Pyrethrin | 8003-34-7 | ND | ppb | 0.1 | 1000 | PASS |
| Spinosad | 168316-95-8 | ND | ppb | 0.1 | 3000 | PASS |
| Spiromesifen | 283594-90-1 | ND | ppb | 0.10 | 12000 | * |

| | | | | | | |
|-----------------|-------------|----|-----|------|-------|------|
| Spirotetramat | 203313-25-1 | ND | ppb | 0.10 | 13000 | PASS |
| Trifloxystrobin | 141517-21-7 | ND | ppb | 0.10 | 30000 | PASS |

* Testing limits for ingestion established by the State of California: CCR, Title 16, Division 42, Chapter 5, Section 5313. ND indicates "none detected" above the lower limit of detection (LLD). Analytes marked with (*) indicate analytes for which no recovery was observed for a pre-spiked matrix sample.

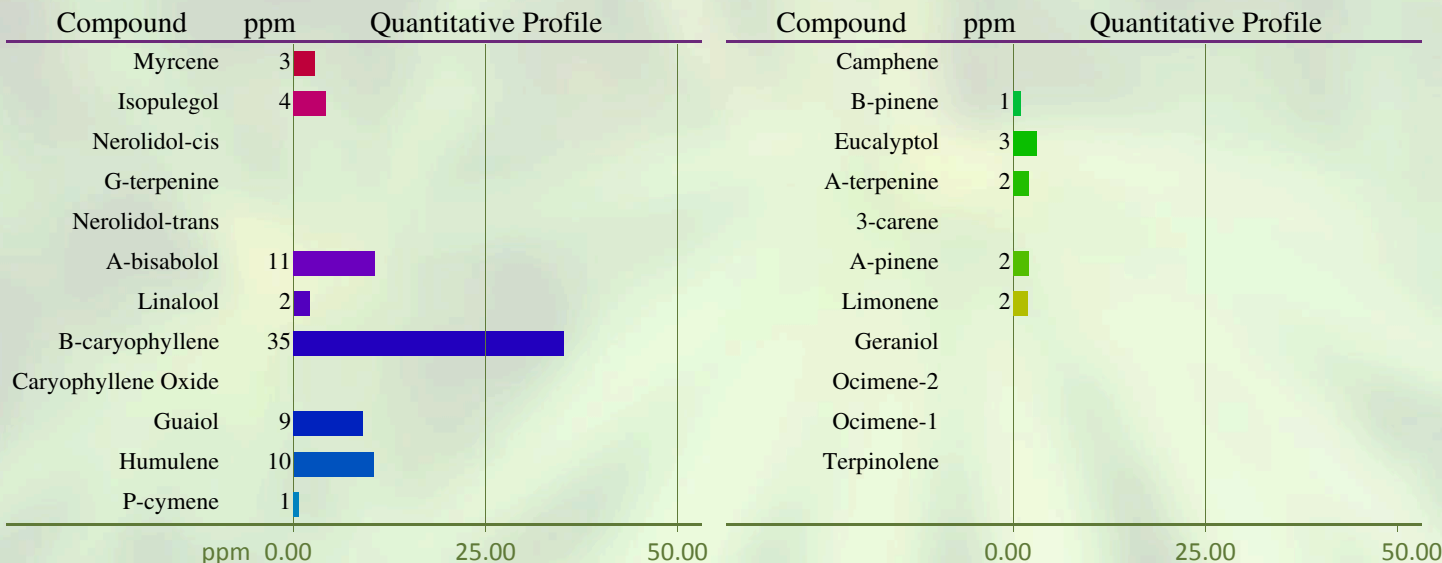
TP: Terpenes Profile [WI-10-08]

Analyst: CMA

Test Date: 11/9/2018

The client sample was analyzed by Head-Space Gas Chromatography (HS-GC). The collected data was compared to data collected for certified reference standards at known concentrations.

42254-TP



Total Terpene: <0.1 wt%

* Indicates qualitative calculation based on recorded peak areas.

The client sample was analyzed by Head-Space Gas Chromatography (HS-GC). The collected data was compared to data collected for certified reference standards at known concentrations.

42254-VC

| Compound | CAS | Amount ¹ | Limit ² | Status |
|--------------|----------|---------------------|--------------------|--------|
| Propane | 74-98-6 | ND | N/A | - |
| Isobutane | 75-28-5 | ND | 5,000 ppm | PASS |
| Butane | 106-97-8 | ND | 5,000 ppm | PASS |
| Methanol | 67-56-1 | ND | 3,000 ppm | PASS |
| Ethanol | 64-17-5 | 11 ppm | 5,000 ppm | PASS |
| Acetone | 67-64-1 | 9 ppm | 5,000 ppm | PASS |
| Isopropanol | 67-63-0 | 13 ppm | 5,000 ppm | PASS |
| Acetonitrile | 75-05-8 | ND | 410 ppm | PASS |
| Hexane | 110-54-3 | ND | 290 ppm | PASS |
| Heptane | 142-82-5 | ND | 5,000 ppm | PASS |

1) ND = None detected above 5 ppm.

2) In ppm, based on USP recommended limits for residual solvents, adopted by the Massachusetts Department of Public Health on 3/31/16. Butane/Propane limits are based on limits established for state of Colorado.

END OF REPORT